

PRACTICE WITH TH SH CH

The process I've used with these worksheets is:

1. Review the page of a single sound—pages 2-4 (first do all the THs, look at each picture, determine what the word is, and have your learner say the word to make sure s/he can hear the beginning sound)
2. Before you move on to the next sound, go to the next set of worksheets (pages 5-8) and have your learner circle all the words that begin with the sound you've been working on (w/o referring to the corresponding sheet). Depending on how quickly this goes, I sometimes make two copies of this—one for class and one for homework.
3. Repeat both steps with the CH and SH sheets (make lots of copies of 5-8 and just change the beginning sound on page 5)
4. Move on to pages 9-17. I usually make two copies and do one in class and use one for homework.

Please let me know if any of this clip art is unclear!

erin@wildernessbooks.org
734-433-1233

TH



3



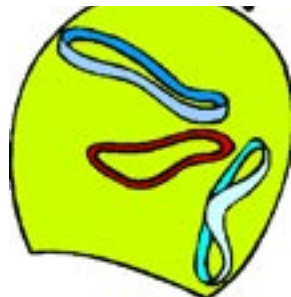
13



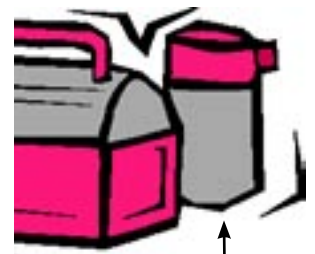
1000




30





The rubber bands are to illustrate Thin and Thick






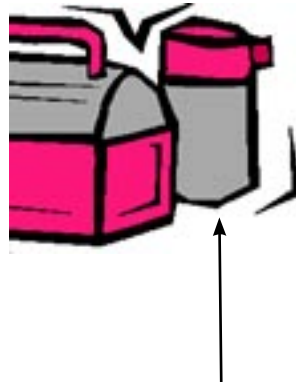
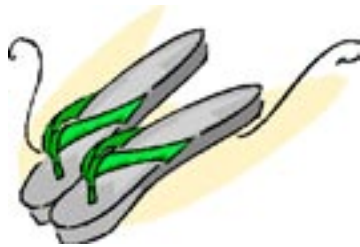

SH



Circle the word that begins with _____, cross out the rest.




13





30





1000



3





Circle the beginning of each word underneath



TH CH SH



TH CH SH



TH CH SH



TH CH SH



TH CH SH



TH CH SH



TH CH SH



TH CH SH



TH CH SH



TH CH SH



TH CH SH

3

TH CH SH




TH CH SH



TH CH SH




TH CH SH



TH CH SH



TH CH SH



TH CH SH



TH CH SH



TH CH SH



TH CH SH



TH CH SH



TH CH SH



TH CH SH



TH CH SH



TH CH SH



TH CH SH



TH CH SH

1000

TH CH SH



TH CH SH



TH CH SH



TH CH SH



TH CH SH



TH CH SH



TH CH SH



TH CH SH




TH CH SH



TH CH SH



TH CH SH



TH CH SH



TH CH SH

30

TH CH SH



TH CH SH



TH CH SH



TH CH SH



TH CH SH




TH CH SH



TH CH SH



TH CH SH



TH CH SH



TH CH SH

13

TH CH SH



TH CH SH



TH CH SH



TH CH SH



TH CH SH




TH CH SH



TH CH SH



TH CH SH



TH CH SH



TH CH SH



TH CH SH



TH CH SH



TH CH SH

Write the beginning of each word underneath













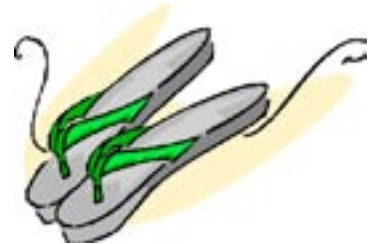














13





1000














3






























































30

